

Simple Illumination

CSE 681

Types

Ambient lighting

- indirect light hitting the object by reflecting off of other surfaces - color of surface reflecting it

Diffuse

light reflecting off the object by being absorbed by the surface (subsurface scattering) and reemitted equally in all directions

Specular

light reflecting immediately off the surface - directional and color of light source

CSE 681

Ambient

Radiosity - calculate amount of each surface visible from given point on object and propagate reflected light through environment

Approximation - use constant as amount of indirect light hitting each surface and

- Add to diffuse light hitting object
- Or
- Reflect portion of ambient light (OpenGL)

CSE 681

Diffuse

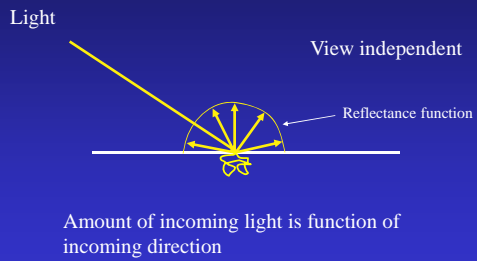
Light hitting surface direct from light source

Scatters equally in all direction (get absorbed in surface and emerges in random direction)

Because it is absorbed, the reflected light is the color of the object

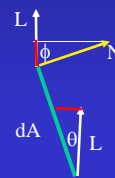
CSE 681

Diffuse



CSE 681

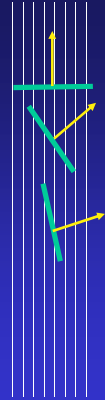
Diffuse



Calculate area of delta area projected onto plane perpendicular to direction of light rays

$$\begin{aligned} \text{Projected area} &= \sin(\theta) \\ &= \cos(\phi) \\ &= N \cdot L \end{aligned}$$

$$(N \cdot L) \text{color}_{\text{object}}$$



CSE 681

Specular

Light hitting surface direct from light source

It reflects directly off of surface of object and is reflected primarily at angle from normal equal to angle coming in (incident angle)

Because it is not absorbed, the reflected light is the color of the light source

CSE 681

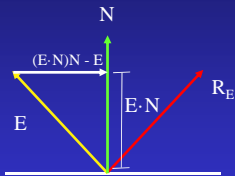
Specular

Phong Model for Specular Reflection: Calculate direction of reflection and use cosine falloff as view deviates from that direction



CSE 681

Specular



$$(E \cdot N) N$$

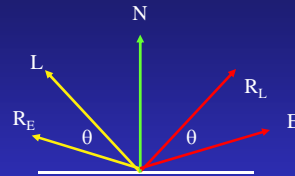
$$(E \cdot N) N - E$$

$$(E \cdot N) N + (E \cdot N) N - E$$

$$2(E \cdot N) N - E = R_E$$

CSE 681

Specular



$$R_E - \text{reflection vector of } E$$

$$R_L - \text{reflection vector of } L$$

$$\cos(\theta) = E \cdot R_L = L \cdot R_E$$

Raise it to a power (material property) to control how fast the specular component falls off. Multiply by color of light.

$$(E \cdot R_L)^f \text{color}_{light}$$

OR

$$(L \cdot R_E)^f \text{color}_{light}$$

CSE 681

Illumination Model

Assume single, white light source

Add coefficient of reflectivity for diffuse, K_d , and specular light, K_s

Add intensity of light, I

Assume ambient term is incoming light to be diffusely reflected

$$C = K_d (a + I(N \cdot L))c_{obj} + K_s (R_E \cdot L)^f I(1,1,1)$$

CSE 681

Multiple Light Sources

Add in the effects of a light source if and only if the face is a FRONT FACE with respect to the light based on sign of $N \cdot L$
 $\delta_i = 0$ if light is behind face
 $= 1$ if light is in front of face

Assume multiple colored light sources

Diffuse - color of object (c_{obj})

Specular - color of light source (c_i)

Use $L \cdot R_E$ to avoid recomputing reflection vector

$$C = K_d (a + \sum_i [\delta_i I_i (N \cdot L_i)])c_{obj} + K_s \sum_i [\delta_i I_i (R_E \cdot L_i)^f c_i]$$

CSE 681

Some of the Options

Ambient term wavelength dependent

Each light contributes to ambient light: ambient_i

Light has different diffuse and specular intensities

Calculate Light reflection vector instead of Eye reflection vector

Use bisecting vector between L and E, compare to N for specular (see next slide)

Reflection coefficients wavelength dependent (separate r, g, b values)

Light color affects diffuse color

CSE 681

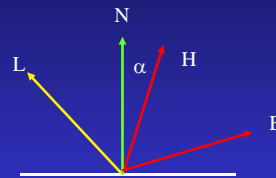
Specular

Alternative specular calculation

H - bisects angle made by L and E

Compare H to N (cosine of angle)

$$\theta/2 = \alpha$$



$$H = (E+L)/|E+L|$$



$$(H \cdot N)^f \text{color}_{light}$$

CSE 681