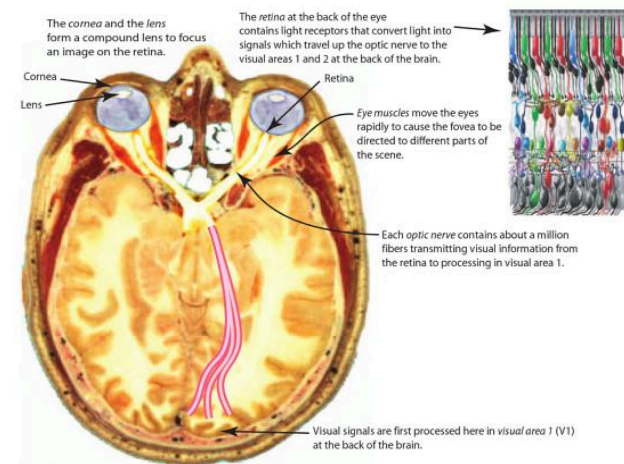
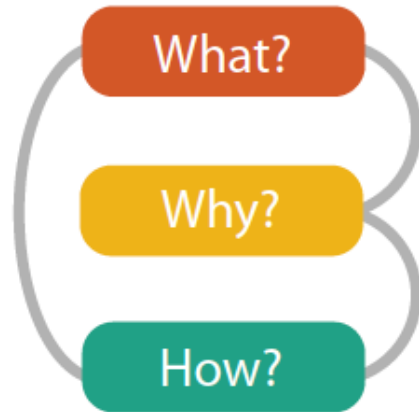
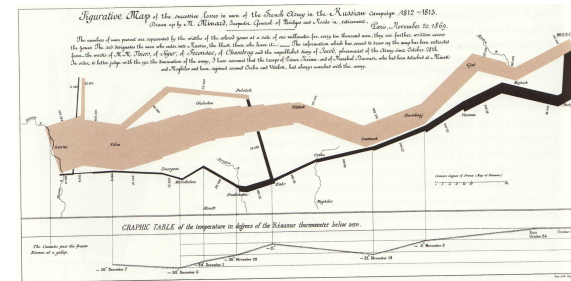


Morning of 04/06/15

- Overview of this course
- How do we see the world?
- Visualization design example
- Visualization – What and Why?



Afternoon of 04/06/15

- First hour
 - Read the paper “A network framework of culture history”
 - Each team will be assigned a figure or two to study
- Second hour
 - Each team will prepare a brief presentation to describe the figure and the its insight; critic the visualization if possible
- Third hour
 - Follow the “Interactive Data Visualization” book chapter 3
 - Create a simple web page to summarize the main points of your presentation
 - Use paragraph and list, with CSS styles in possible
 - Show the web page in your browser
 - Submit your HTML file to LMS
 - Watch the introduction to D3 youtube video and follow the examples

<https://github.com/curran/screencasts/tree/gh-pages/introToD3>